

Signify Classified - Internal
Cooper Lighting Solutions Photometric Lab
1121 Highway 74 South
Peachtree City, GA 30269



Scaled data based on original data using
LM-79-08 Approved Method: Electrical and Photometric Measurements of Solid-
State Lighting Products

Test Report Prepared for
Cooper Lighting Solutions
(formerly Eaton)

Brand: STREETWORKS

Report Number: P867995

Luminaire Tested: **MEM2-HSN-SA-30-727-U-T2U-HSS**

Issue Date: 08/21/2024



Test Information

Test Method: LM-79-08
Report Number: P867995
Test Lab: INNOVATION CENTER(G3)
Issue Date: 08/21/2024
Manufacturer: COOPER LIGHTING SOLUTIONS (FORMERLY EATON)
Product Line: STREETWORKS
Catalog Number: MEM2-HSN-SA-30-727-U-T2U-HSS
Description: EPIC MODERN SHORT HOUSING DISCRETE LED ARRAYS 30W 70CRI 2700K
FITXURE w/ TYPE II URBAN DISTRIBUTION OPTIC AND HOUSE SIDE SHIELD
Light Source: (10) 2700K CCT, 70 CRI LEDS
Ballast/Driver: ELECTRONIC DRIVER

Summary

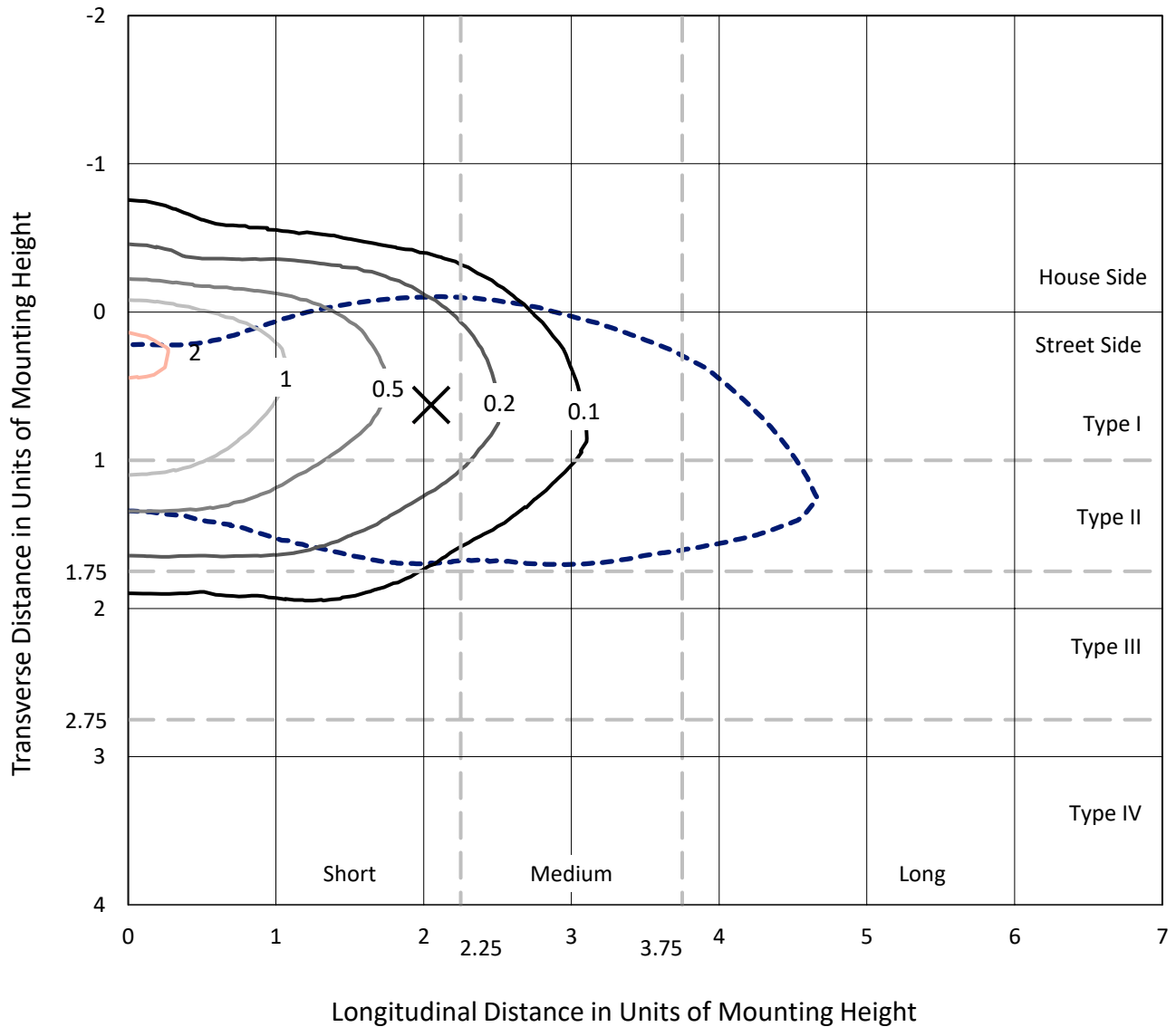
Lumens per Lamp: N/A
Luminaire Lumens: 3100.3 lumens
Efficiency: N/A
Efficacy: 94.5 lumens/watt
Luminous Opening: Rectangular (W 0.33' x L: 0.33' x H: 0')
IES Classification: Type II - Short
BUG Rating: B1 - U0 - G1

Input Watts (W): 32.8
Input Voltage (V): 120
Input Current (A_{in}): NR
Voltage Rise (V): NR
Power Factor: 0.99
Total Harmonic Distortion (THDi): 9.76%
Frequency (hertz): 60
Stabilization Time: NR
Operation Time: NR
Ambient Temperature (°C): NR
Test Distance: 24 FT

REPORT NUMBER: P867995
 CATALOG NUMBER: MEM2-HSN-SA-30-727-U-T2U-HSS

Iso-Footcandle Lines of Horizontal Illumination

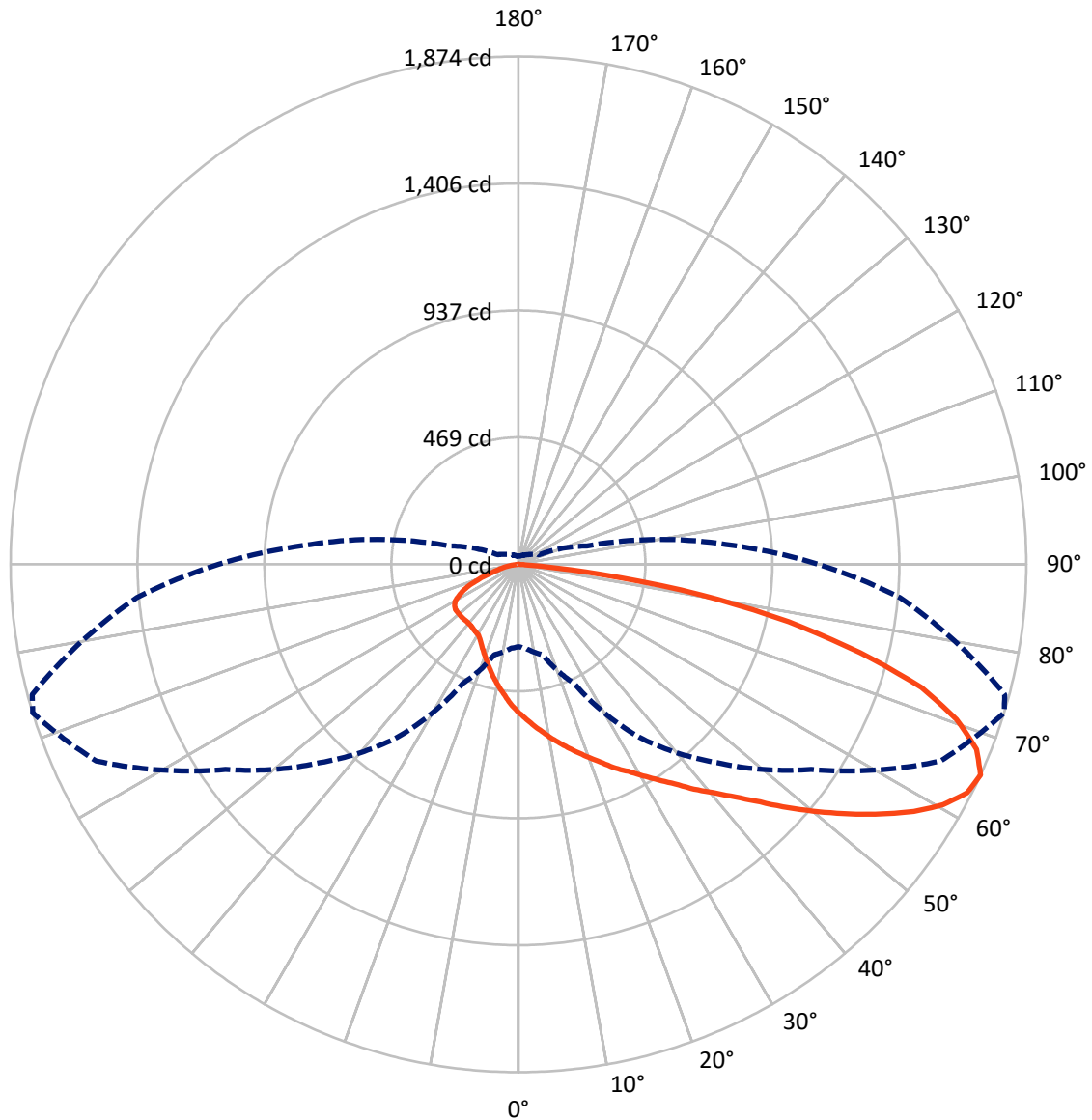
× Max cd
 - - - 1/2 Max cd



Based on 20 foot mounting height. Maximum calculated value = 2.2 fc
 Type II - Short - N/A

REPORT NUMBER: P867995
CATALOG NUMBER: MEM2-HSN-SA-30-727-U-T2U-HSS

Luminous Intensity Polar Plot



— Vertical Plane Through 73-Deg Lateral - - - Horizontal Cone Through 65-Deg Vertical

REPORT NUMBER: P867995
 CATALOG NUMBER: MEM2-HSN-SA-30-727-U-T2U-HSS

FLUX DISTRIBUTION:

		Downward	Upward	Total
House Side	Lumens	450.8	0.0	450.8
	% Fixture	14.5	0.0	14.5
Street Side	Lumens	2649.5	0.0	2649.5
	% Fixture	85.5	0.0	85.5
Total	Lumens	3100.3	0.0	3100.3
	% Fixture	100.0	0.0	100.0

Coefficient of Utilization

ZONAL LUMENS:

Zone	Lumens	% Fixture
0°-10°	53.1	1.7
10°-20°	161.3	5.2
20°-30°	270.2	8.7
30°-40°	407.6	13.1
40°-50°	576.0	18.6
50°-60°	648.1	20.9
60°-70°	581.1	18.7
70°-80°	353.5	11.4
80°-90°	49.5	1.6
90°-100°	0.0	0.0
100°-110°	0.0	0.0
110°-120°	0.0	0.0
120°-130°	0.0	0.0
130°-140°	0.0	0.0
140°-150°	0.0	0.0
150°-160°	0.0	0.0
160°-170°	0.0	0.0
170°-180°	0.0	0.0
0°-90°	3100.3	100.0
0°-180°	3100.3	100.0



REPORT NUMBER: P867995

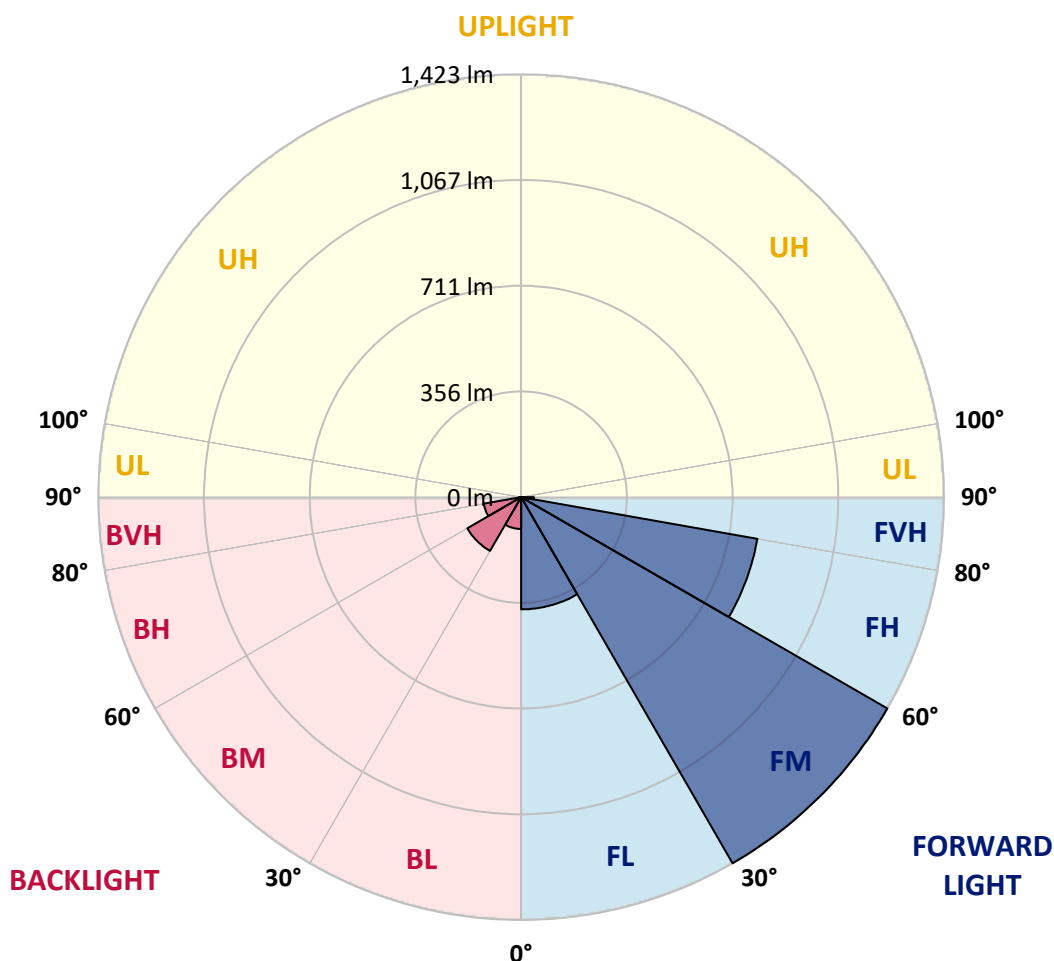
CATALOG NUMBER: MEM2-HSN-SA-30-727-U-T2U-HSS

LUMINAIRE CLASSIFICATION SYSTEM LUMEN TABLE AND BUG RATING:

Zone	Lumens	% Fixture	Zone Rating/Lumen Limit		
			B	U	G
FL (0°-30°)	377.6	12.2			
FM (30°-60°)	1422.6	45.9			
FH (60°-80°)	806.9	26.0			G1/1800
FVH (80°-90°)	42.5	1.4			G1/100
BL (0°-30°)	107.1	3.5	B0/110		
BM (30°-60°)	209.1	6.7	B0/220		
BH (60°-80°)	127.7	4.1	B1/500		G1/500
BVH (80°-90°)	7.0	0.2			G0/10
UL (90°-100°)	0.0	0.0		U0/0	
UH (100°-180°)	0.0	0.0		U0/0	

BUG Rating: B1-U0-G1

Type II Short





REPORT NUMBER: P867995

CATALOG NUMBER: MEM2-HSN-SA-30-727-U-T2U-HSS

CANDELA DISTRIBUTION (FULL):

	0°	5°	15°	25°	35°	45°	55°	65°	73°	75°	85°
0°	550.0	550.0	550.0	550.0	550.0	550.0	550.0	550.0	550.0	550.0	550.0
2.5°	634.8	631.2	625.7	621.2	612.9	602.0	592.9	581.0	572.8	570.1	558.2
5°	727.0	722.4	716.0	705.1	683.2	670.4	646.7	619.3	597.4	592.9	565.5
7.5°	821.8	820.0	805.4	789.0	762.5	734.3	697.8	654.9	623.0	615.7	573.7
10°	902.1	893.9	885.7	870.2	841.9	801.8	754.3	695.0	650.3	638.5	581.9
12.5°	950.4	947.7	940.4	922.2	894.8	860.1	803.6	734.3	676.8	660.4	590.1
15°	986.0	988.7	981.4	969.6	941.3	908.5	853.7	775.3	705.1	685.9	599.3
17.5°	1019.8	1017.9	1017.0	1003.3	977.8	945.0	889.3	809.1	733.3	712.4	608.4
20°	1038.9	1039.8	1038.0	1032.5	1007.9	976.0	924.0	849.2	764.4	740.6	620.2
22.5°	1048.9	1052.6	1056.2	1055.3	1035.3	1010.6	956.8	881.1	796.3	771.7	634.8
25°	1055.3	1058.1	1066.3	1077.2	1059.0	1038.9	993.3	919.4	833.7	805.4	652.2
27.5°	1060.8	1064.4	1074.5	1090.9	1076.3	1064.4	1025.2	952.3	865.6	840.1	672.2
30°	1096.4	1100.9	1100.9	1109.1	1092.7	1090.0	1060.8	991.5	905.7	878.4	697.8
32.5°	1190.3	1181.2	1164.8	1156.6	1117.3	1118.3	1095.5	1030.7	948.6	921.2	729.7
35°	1271.5	1271.5	1251.4	1225.0	1162.0	1149.3	1135.6	1082.7	995.1	968.7	771.7
37.5°	1349.9	1350.9	1329.9	1307.1	1235.0	1189.4	1182.1	1132.9	1052.6	1021.6	815.4
40°	1399.2	1404.7	1399.2	1381.9	1312.5	1259.6	1227.7	1189.4	1107.3	1083.6	865.6
42.5°	1407.4	1418.3	1438.4	1443.9	1369.1	1322.6	1286.1	1247.8	1173.0	1146.5	923.1
45°	1386.4	1390.1	1434.8	1441.2	1411.1	1372.7	1348.1	1316.2	1251.4	1228.6	986.9
47.5°	1329.0	1321.7	1337.2	1392.8	1404.7	1402.8	1409.2	1393.7	1342.6	1313.5	1057.1
50°	1205.8	1208.6	1258.7	1326.2	1367.3	1413.8	1454.8	1472.2	1434.8	1405.6	1132.9
52.5°	981.4	994.2	1090.0	1249.6	1320.8	1406.5	1487.7	1546.0	1530.5	1502.3	1207.6
55°	806.3	825.5	921.2	1126.5	1256.9	1370.9	1506.8	1623.6	1626.3	1604.4	1276.1
57.5°	631.2	646.7	747.9	935.8	1165.7	1315.3	1509.6	1690.2	1721.2	1695.6	1336.3
60°	494.4	505.3	564.6	779.9	1053.5	1235.9	1489.5	1743.1	1801.4	1782.3	1388.2
62.5°	374.9	383.1	436.0	616.6	915.8	1142.9	1422.0	1762.2	1858.0	1839.7	1417.4
65°	303.7	311.0	345.7	484.3	779.9	1035.3	1319.8	1718.4	1874.4	1858.0	1413.8
67.5°	248.1	250.8	279.1	377.6	659.5	913.9	1170.3	1604.4	1824.2	1823.3	1371.8
70°	200.7	208.0	231.7	301.0	548.2	774.4	996.0	1425.6	1715.7	1724.8	1287.9
72.5°	170.6	172.4	193.4	249.0	446.9	628.5	824.6	1219.5	1556.1	1563.4	1156.6
75°	144.1	146.9	162.4	201.6	363.0	498.9	663.1	985.1	1302.5	1333.5	974.1
77.5°	124.0	125.0	135.9	166.0	258.1	374.9	486.2	738.8	1019.8	1041.6	765.3
80°	97.6	99.4	111.3	131.3	179.7	243.5	335.7	505.3	681.4	706.0	529.9
82.5°	45.6	51.1	53.8	72.1	93.9	120.4	158.7	210.7	308.3	307.4	247.2
85°	4.6	3.6	3.6	5.5	8.2	8.2	10.0	11.9	23.7	28.3	21.9
87.5°	0.0	0.0	0.0	0.9	1.8	1.8	1.8	2.7	2.7	2.7	2.7
90°	0.0	0.0	0.0	0.0	0.0	0.0	0.0	0.0	0.0	0.0	0.0



REPORT NUMBER: P867995

CATALOG NUMBER: MEM2-HSN-SA-30-727-U-T2U-HSS

CANDELA DISTRIBUTION (continued):

	90°	95°	105°	115°	125°	135°	145°	155°	165°	175°	180°
0°	550.0	550.0	550.0	550.0	550.0	550.0	550.0	550.0	550.0	550.0	550.0
2.5°	552.7	544.5	529.9	516.3	507.1	499.8	488.0	480.7	475.2	467.9	467.0
5°	550.9	536.3	507.1	482.5	458.8	438.7	417.8	405.0	391.3	384.9	390.4
7.5°	552.7	529.0	483.4	446.0	410.5	378.5	351.2	333.8	321.1	314.7	315.6
10°	553.7	522.6	463.4	411.4	365.8	328.4	297.4	273.6	258.1	254.5	249.9
12.5°	551.8	514.4	443.3	377.6	322.9	281.8	245.4	227.1	211.6	204.3	204.3
15°	553.7	508.1	422.3	346.6	284.6	237.2	206.1	186.1	177.0	170.6	171.5
17.5°	553.7	502.6	402.2	316.5	247.2	203.4	175.1	158.7	149.6	145.9	145.0
20°	560.0	498.0	383.1	288.2	214.3	173.3	150.5	137.7	130.4	126.8	125.0
22.5°	564.6	494.4	365.8	260.9	187.0	151.4	132.3	120.4	114.9	113.1	113.1
25°	572.8	493.5	350.3	234.4	165.1	135.0	117.7	108.5	104.0	102.2	102.2
27.5°	584.7	495.3	335.7	211.6	148.7	118.6	105.8	98.5	95.8	94.9	93.9
30°	602.0	503.5	326.5	194.3	133.2	108.5	96.7	92.1	90.3	89.4	89.4
32.5°	624.8	518.1	322.9	185.2	124.0	100.3	90.3	86.7	84.8	84.8	83.9
35°	653.1	534.5	320.2	177.0	117.7	94.9	85.7	82.1	81.2	81.2	81.2
37.5°	686.8	551.8	315.6	171.5	114.0	90.3	82.1	78.4	78.4	78.4	78.4
40°	724.2	577.4	314.7	167.8	111.3	87.6	78.4	74.8	74.8	74.8	74.8
42.5°	766.2	604.7	313.8	165.1	109.5	85.7	74.8	71.1	71.1	71.1	71.1
45°	817.3	639.4	315.6	163.3	109.5	83.9	72.1	67.5	66.6	66.6	66.6
47.5°	867.4	672.2	317.4	161.4	107.6	81.2	68.4	63.8	62.9	62.0	62.0
50°	921.2	706.0	317.4	159.6	105.8	78.4	65.7	59.3	58.4	57.5	57.5
52.5°	974.1	734.3	318.3	156.9	101.2	73.9	61.1	55.6	53.8	52.9	52.0
55°	1025.2	764.4	319.2	152.3	95.8	69.3	58.4	52.0	49.3	47.4	47.4
57.5°	1063.5	789.0	314.7	143.2	88.5	64.8	53.8	47.4	43.8	42.0	42.0
60°	1100.0	804.5	306.5	129.5	81.2	60.2	50.2	42.9	39.2	37.4	37.4
62.5°	1114.6	807.2	287.3	105.8	72.1	55.6	45.6	39.2	36.5	35.6	35.6
65°	1106.4	795.4	261.8	83.9	63.8	50.2	42.0	36.5	32.8	30.1	30.1
67.5°	1061.7	754.3	227.1	66.6	55.6	45.6	38.3	32.8	29.2	26.5	26.5
70°	976.9	688.7	177.0	52.9	48.3	40.1	34.7	30.1	26.5	23.7	23.7
72.5°	851.9	597.4	128.6	44.7	42.0	35.6	31.0	27.4	23.7	21.9	21.9
75°	702.3	460.6	91.2	38.3	37.4	31.9	28.3	24.6	21.9	20.1	20.1
77.5°	527.2	321.1	71.1	33.7	32.8	29.2	25.5	22.8	20.1	19.2	18.2
80°	351.2	198.8	53.8	25.5	24.6	22.8	21.0	19.2	16.4	14.6	14.6
82.5°	156.9	83.9	27.4	14.6	12.8	10.9	9.1	6.4	6.4	5.5	5.5
85°	16.4	10.9	5.5	3.6	3.6	2.7	2.7	2.7	1.8	1.8	1.8
87.5°	2.7	2.7	1.8	1.8	1.8	0.9	0.9	0.9	0.9	0.9	0.9
90°	0.0	0.0	0.0	0.0	0.0	0.0	0.0	0.0	0.0	0.0	0.0

LM-79-2019: Approved Method: Electrical and Photometric Measurements of Solid-
State Lighting Products

Report Prepared for

Cooper Lighting Solutions

Streetworks

Report Number: SP1-2407-157-3

Test Date: 08/07/2024

Luminaire Tested: MEM2-HTN-SA-30-727-U-5WQ-2

Data in this report applies to families of products including MEM2-HTN-SA-30-727-U-5WQ-2

Test Information

Test Method: LM-79-2019
 Report Number: SP1-2407-157-3
 Test Lab: COOPER LIGHTING SOLUTIONS
 Photometer: SP1 - 76IN SPHERE
 Measurement Geometry: 4π
 Issue Date: 08/20/2024
 Manufacturer: COOPER LIGHTING SOLUTIONS
 Product Line: Streetworks
 Catalog Number: **MEM2-HTN-SA-30-727-U-5WQ-2**
 Description: Epic Modern Light Square 30W 5WQ Optic and Flare Trim

Spectral Parameters

CCT (K): 2747
 CIE u': 0.2606
 CIE v': 0.5257
 Duv: -0.0005
 CIE x: 0.4552
 CIE y: 0.4082
 CIE z: 0.1366
 Peak Wavelength (nm): 597
 Dominant Wavelength (nm): 584
 Purity: 59.16856
 Rf: 75.5
 Rg: 93.6

CRI (Ra):	71.7		
R1:	68.1	R9:	-35.3
R2:	83.9	R10:	64.2
R3:	94.7	R11:	61.7
R4:	66.3	R12:	53.9
R5:	67.4	R13:	71.2
R6:	78.7	R14:	97.6
R7:	75.0	R15:	59.3
R8:	39.4		



Test Conditions

Stabilization Time: 22M
 Operation Time: 1H 22M
 Sphere Temperature (°C): 24.2

REPORT NUMBER: SP1-2407-157-3

Measurement and Test Equipment			
Instrument	Identification Number	Calibration Date	Calibration Due Date
Photometer	IN0058	6/18/2024	12/18/2024
Power Meter	INXT2011004	2/8/2024	2/8/2025
AC Power Source	IN0063	10/24/2023	10/24/2024
DC Power Source	IN0208	10/24/2023	10/24/2024
Sphere Thermometer	IN0085	10/24/2023	10/24/2024
Room Thermometer	IN0046	10/24/2023	10/24/2024

REPORT NUMBER: SP1-2407-157-3

CIE 1931 Chromaticity Diagram



CIE 1931 Chromaticity Diagram with 2017 ANSI 7-Step and 4-Step Quadrangles



Point lies inside the ANSI 2700K 4-step quadrangle

REPORT NUMBER: SP1-2407-157-3

Photopic Flux vs. Wavelength



Photopic Lumens: NR

λ (nm)	Power W [^] /nm	Lumens (ϕ /nm)	λ (nm)	Power W [^] /nm	Lumens (ϕ /nm)	λ (nm)	Power W [^] /nm	Lumens (ϕ /nm)	λ (nm)	Power W [^] /nm	Lumens (ϕ /nm)	λ (nm)	Power W [^] /nm	Lumens (ϕ /nm)
360	0	NR	490	103	NR	620	846	NR	750	20	NR	880	0	NR
365	0	NR	495	130	NR	625	784	NR	755	17	NR	885	1	NR
370	0	NR	500	171	NR	630	720	NR	760	15	NR	890	0	NR
375	0	NR	505	221	NR	635	652	NR	765	13	NR	895	0	NR
380	0	NR	510	268	NR	640	587	NR	770	11	NR	900	0	NR
385	0	NR	515	313	NR	645	521	NR	775	9	NR	905	0	NR
390	0	NR	520	350	NR	650	461	NR	780	8	NR	910	0	NR
395	0	NR	525	381	NR	655	406	NR	785	7	NR	915	0	NR
400	0	NR	530	407	NR	660	353	NR	790	6	NR	920	0	NR
405	2	NR	535	435	NR	665	307	NR	795	5	NR	925	0	NR
410	4	NR	540	462	NR	670	264	NR	800	4	NR	930	0	NR
415	9	NR	545	496	NR	675	227	NR	805	4	NR	935	0	NR
420	20	NR	550	534	NR	680	196	NR	810	3	NR	940	0	NR
425	38	NR	555	582	NR	685	167	NR	815	3	NR	945	0	NR
430	69	NR	560	638	NR	690	144	NR	820	2	NR	950	0	NR
435	120	NR	565	700	NR	695	122	NR	825	2	NR	955	0	NR
440	193	NR	570	767	NR	700	103	NR	830	2	NR	960	0	NR
445	316	NR	575	836	NR	705	88	NR	835	2	NR	965	0	NR
450	469	NR	580	898	NR	710	74	NR	840	1	NR	970	0	NR
455	431	NR	585	947	NR	715	63	NR	845	1	NR	975	0	NR
460	264	NR	590	982	NR	720	54	NR	850	1	NR	980	0	NR
465	197	NR	595	997	NR	725	46	NR	855	1	NR	985	0	NR
470	155	NR	600	997	NR	730	39	NR	860	1	NR	990	0	NR
475	108	NR	605	978	NR	735	33	NR	865	1	NR	995	0	NR
480	90	NR	610	947	NR	740	28	NR	870	1	NR	1000	0	NR
485	92	NR	615	900	NR	745	24	NR	875	1	NR			

REPORT NUMBER: SP1-2407-157-3

Scotopic Flux vs. Wavelength



Scotopic Lumens: NR

S/P: 1.13

λ (nm)	Power W [^] /nm	Lumens (ϕ /nm)	λ (nm)	Power W [^] /nm	Lumens (ϕ /nm)	λ (nm)	Power W [^] /nm	Lumens (ϕ /nm)	λ (nm)	Power W [^] /nm	Lumens (ϕ /nm)	λ (nm)	Power W [^] /nm	Lumens (ϕ /nm)
360	0	NR	490	103	NR	620	846	NR	750	20	NR	880	0	NR
365	0	NR	495	130	NR	625	784	NR	755	17	NR	885	1	NR
370	0	NR	500	171	NR	630	720	NR	760	15	NR	890	0	NR
375	0	NR	505	221	NR	635	652	NR	765	13	NR	895	0	NR
380	0	NR	510	268	NR	640	587	NR	770	11	NR	900	0	NR
385	0	NR	515	313	NR	645	521	NR	775	9	NR	905	0	NR
390	0	NR	520	350	NR	650	461	NR	780	8	NR	910	0	NR
395	0	NR	525	381	NR	655	406	NR	785	7	NR	915	0	NR
400	0	NR	530	407	NR	660	353	NR	790	6	NR	920	0	NR
405	2	NR	535	435	NR	665	307	NR	795	5	NR	925	0	NR
410	4	NR	540	462	NR	670	264	NR	800	4	NR	930	0	NR
415	9	NR	545	496	NR	675	227	NR	805	4	NR	935	0	NR
420	20	NR	550	534	NR	680	196	NR	810	3	NR	940	0	NR
425	38	NR	555	582	NR	685	167	NR	815	3	NR	945	0	NR
430	69	NR	560	638	NR	690	144	NR	820	2	NR	950	0	NR
435	120	NR	565	700	NR	695	122	NR	825	2	NR	955	0	NR
440	193	NR	570	767	NR	700	103	NR	830	2	NR	960	0	NR
445	316	NR	575	836	NR	705	88	NR	835	2	NR	965	0	NR
450	469	NR	580	898	NR	710	74	NR	840	1	NR	970	0	NR
455	431	NR	585	947	NR	715	63	NR	845	1	NR	975	0	NR
460	264	NR	590	982	NR	720	54	NR	850	1	NR	980	0	NR
465	197	NR	595	997	NR	725	46	NR	855	1	NR	985	0	NR
470	155	NR	600	997	NR	730	39	NR	860	1	NR	990	0	NR
475	108	NR	605	978	NR	735	33	NR	865	1	NR	995	0	NR
480	90	NR	610	947	NR	740	28	NR	870	1	NR	1000	0	NR
485	92	NR	615	900	NR	745	24	NR	875	1	NR			

REPORT NUMBER: SP1-2407-157-3

Melanopic Flux vs. Wavelength



Melanopic Lumens: NR

M/P: 2.04

λ (nm)	Power W [^] /nm	Lumens (φ/nm)	λ (nm)	Power W [^] /nm	Lumens (φ/nm)	λ (nm)	Power W [^] /nm	Lumens (φ/nm)	λ (nm)	Power W [^] /nm	Lumens (φ/nm)	λ (nm)	Power W [^] /nm	Lumens (φ/nm)
360	0	NR	490	103	NR	620	846	NR	750	20	NR	880	0	NR
365	0	NR	495	130	NR	625	784	NR	755	17	NR	885	1	NR
370	0	NR	500	171	NR	630	720	NR	760	15	NR	890	0	NR
375	0	NR	505	221	NR	635	652	NR	765	13	NR	895	0	NR
380	0	NR	510	268	NR	640	587	NR	770	11	NR	900	0	NR
385	0	NR	515	313	NR	645	521	NR	775	9	NR	905	0	NR
390	0	NR	520	350	NR	650	461	NR	780	8	NR	910	0	NR
395	0	NR	525	381	NR	655	406	NR	785	7	NR	915	0	NR
400	0	NR	530	407	NR	660	353	NR	790	6	NR	920	0	NR
405	2	NR	535	435	NR	665	307	NR	795	5	NR	925	0	NR
410	4	NR	540	462	NR	670	264	NR	800	4	NR	930	0	NR
415	9	NR	545	496	NR	675	227	NR	805	4	NR	935	0	NR
420	20	NR	550	534	NR	680	196	NR	810	3	NR	940	0	NR
425	38	NR	555	582	NR	685	167	NR	815	3	NR	945	0	NR
430	69	NR	560	638	NR	690	144	NR	820	2	NR	950	0	NR
435	120	NR	565	700	NR	695	122	NR	825	2	NR	955	0	NR
440	193	NR	570	767	NR	700	103	NR	830	2	NR	960	0	NR
445	316	NR	575	836	NR	705	88	NR	835	2	NR	965	0	NR
450	469	NR	580	898	NR	710	74	NR	840	1	NR	970	0	NR
455	431	NR	585	947	NR	715	63	NR	845	1	NR	975	0	NR
460	264	NR	590	982	NR	720	54	NR	850	1	NR	980	0	NR
465	197	NR	595	997	NR	725	46	NR	855	1	NR	985	0	NR
470	155	NR	600	997	NR	730	39	NR	860	1	NR	990	0	NR
475	108	NR	605	978	NR	735	33	NR	865	1	NR	995	0	NR
480	90	NR	610	947	NR	740	28	NR	870	1	NR	1000	0	NR
485	92	NR	615	900	NR	745	24	NR	875	1	NR			

Summary

$R_f = 75.5$
 $R_g = 93.6$
 $CIE R_a = 71.7$
 $R_9 = -35.3$



Color Vector Graphics



Individual Sample Fidelity Index ($R_{f,i}$)

CES01 = 86	CES26 = 68	CES51 = 87	CES76 = 63
CES02 = 63	CES27 = 90	CES52 = 85	CES77 = 79
CES03 = 31	CES28 = 87	CES53 = 78	CES78 = 66
CES04 = 71	CES29 = 71	CES54 = 86	CES79 = 87
CES05 = 50	CES30 = 85	CES55 = 84	CES80 = 85
CES06 = 52	CES31 = 74	CES56 = 75	CES81 = 67
CES07 = 42	CES32 = 66	CES57 = 75	CES82 = 93
CES08 = 41	CES33 = 80	CES58 = 76	CES83 = 91
CES09 = 29	CES34 = 79	CES59 = 85	CES84 = 89
CES10 = 77	CES35 = 89	CES60 = 90	CES85 = 72
CES11 = 60	CES36 = 93	CES61 = 81	CES86 = 59
CES12 = 66	CES37 = 88	CES62 = 91	CES87 = 77
CES13 = 43	CES38 = 93	CES63 = 77	CES88 = 79
CES14 = 74	CES39 = 97	CES64 = 67	CES89 = 65
CES15 = 72	CES40 = 93	CES65 = 66	CES90 = 80
CES16 = 48	CES41 = 93	CES66 = 63	CES91 = 80
CES17 = 51	CES42 = 89	CES67 = 61	CES92 = 55
CES18 = 57	CES43 = 78	CES68 = 68	CES93 = 72
CES19 = 73	CES44 = 99	CES69 = 78	CES94 = 48
CES20 = 67	CES45 = 85	CES70 = 63	CES95 = 66
CES21 = 88	CES46 = 81	CES71 = 61	CES96 = 76
CES22 = 80	CES47 = 86	CES72 = 86	CES97 = 81
CES23 = 92	CES48 = 74	CES73 = 56	CES98 = 76
CES24 = 91	CES49 = 79	CES74 = 93	CES99 = 64
CES25 = 73	CES50 = 86	CES75 = 66	



Color Rendition by Hue-Angle Bin



Measure Comparisons



(END OF REPORT)